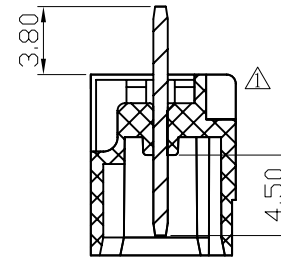
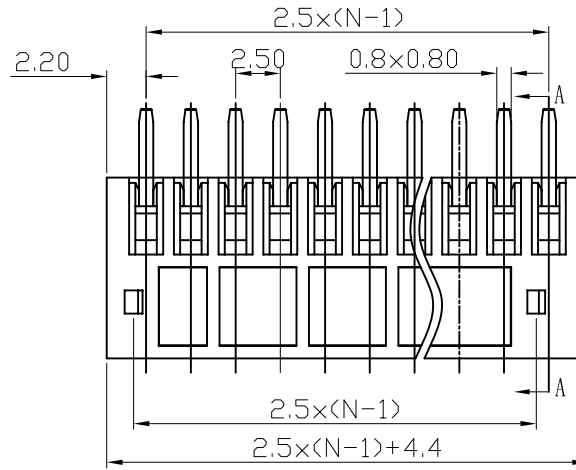
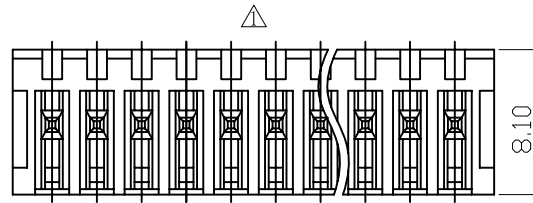
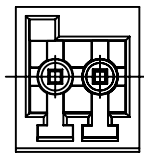
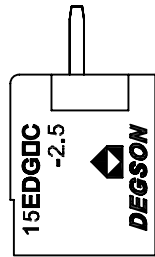
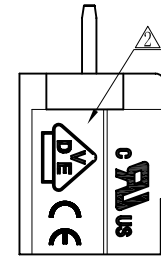


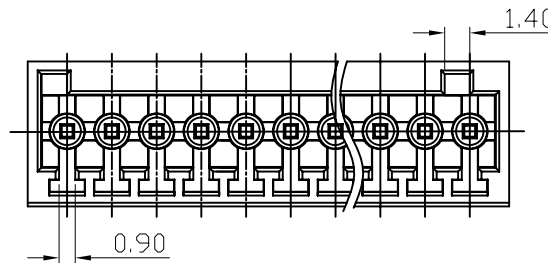
REVISION RECORD					
REV	ECN	DESCRIPTION	DRFT	DATE	
△	10-0286	修改外观	Jiabei_Lan	08/31/10*	
△	10-0357	增加VDE、CE刻字及修改参数	ZXX	10/21/10*	



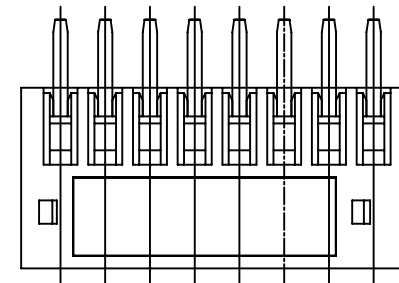
SECTION A-A



*02P



8P和8P以下无加强筋。



8P

Notes:

1. Pitch: 2.5, Poles: 2-12P
2. Rated voltage/Current: UL 150V/4A
VDE 250V/5A △
3. Operation temperatures: -40°C ~ +105°C
4. Withstanding Voltage: AC1500V/1min
5. Insulation Resistance: 5000MΩ / DC1000V
6. Undimensioned Tolerances:

Pitch range in mm		Nominal dimension range in mm						
	over 6	over 10	over 30	over 60	over 100	over 150	∩	
to	to 10	to 24	to 30	to 60	to 100	to 150	◇	
±0.10	±0.15	±0.25	±0.2	±0.3	±0.5	±0.7	±1.0	
							0.005/10	

2	15EDGVC header	1218B00020 (H)	XX	Brass	SnCe
1	15EDGV/RC Housing	1218A0YXXA (H)	1	PA66	UL94V-0
ITEM	NAME OF PART	NO. OF PART	Q"TY	MATERIAL	NOTES
DETACHED LISTS	MM (INCH)	DFTO LIN	DATE 10/20/08*	宁波高正电子有限公司 DEGSON ELECTRONICS CO., LTD NAME 15EDGVC-2.5-XXP-1Y-00A (H)	
	TOLERANCES EXCEPT AS NOTED	CHKD	DATE		
		MFD	DATE		
		APPVL	DATE		
	MM			MATERIAL :	
	.0 ±			G.E :	
	.00 ±			FINISH:	DRAWING NO. 15EDGVC-2.5-E01
	.000 ±			SCALE : 1:1	/PART NO.
	ANGLES ± 1°			DO NOT SCALE DRAWING	SIZE A4
	THIRD ANGLE PROJECTION			SHEET 1	REV T2 10/21/10*