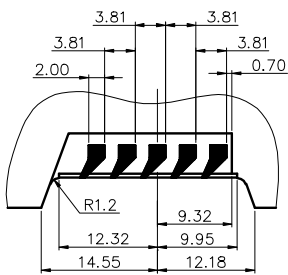
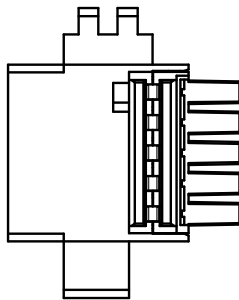


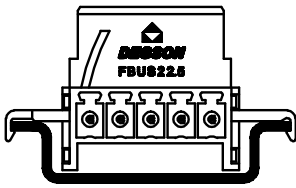
REVISION RECORD				
REV	ECN	DESCRIPTION	DRFT	DATE



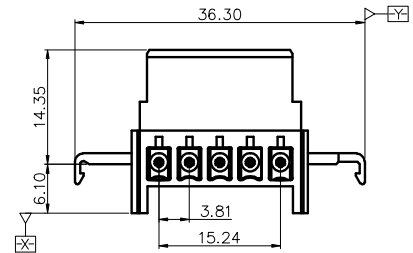
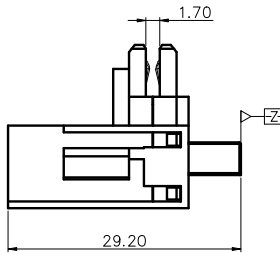
PCB LAYOUT



FBUS22.5 - 05P - 1Y - 100A (H)
 (Series No.) (Poles) (Single Pitch) 100A-(Customer request)
 (RoHS)
 (Color): 1.(Grey) 2.(Blue) 3.(Black)
 4.(Green) 5.(Orange) 6.(Red)
 7.(Transparent) 8.(Yellow) 9.(White)



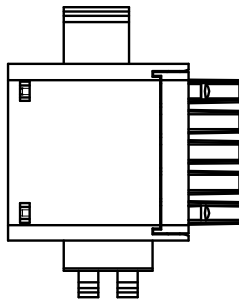
RAILWAY ASSEMBLY MAP



- NOTES1:
 Standard
 1.Rated Voltage/Current : 150V / 7A
 2.Used PCB thickness : 1.4~1.7mm
- NOTES2:
 1.Dimension shall be interpreted per ASME Y14.5-2009
 2.Pitch : 3.81mm, Poles : 05P
 3.Operating temperature: -40°C~+105°C
 4.Undimensioned Tolerances:

Pitch range in mm		Nominal dimension range in mm					
Over 6 TO 10	Over 10 TO 24	Over 30 TO 60	Over 60 TO 100	Over 100 TO 150	0.1/10		
±0.15	±0.20	±0.30	±0.50	±0.70	±1.00	±1.30	±2°

7.RoHS Compliance



PART NO.:	NINGBO DESSON ELECTRICAL CO., LTD		
APPD:	NAME: FBUS22.5-05P-1Y-100A(H)		
CHD:	TITLE: CUSTOMER DRAWING		
DRFT:	DRAWING NO.:	REV	DO
THIRD ANGLE PROJECTION	← (INCH) → DO NOT SCALE DRAWING	SHEET	1/1
		SCALE	1:1