

SMD POWER INDUCTOR

JLS SERIES



FEATURES/APPLICATOINS

- .Carrier tape packing use for SMT
- .Magnetically shielded construction
- .Suitable for reflow SMT craft soldering
- .Lead free products, RoHS compliant
- .Widely use in Digital products & Scanner/DC-DC converter/Power supply for VTP/LCD monitor/portable terminal equipment/Telecommunications/Notebook and PC Peripheral equipments etc

PRODUCT INDICATION

JLS **3012** – **100** **M**
① ② ③ ④

① Product type: JLS type

② External dimension: Quadrate,30 for Width 3.0mm

12 for Height 1.2mm

③ Electrical code: 100 for 10 μ H

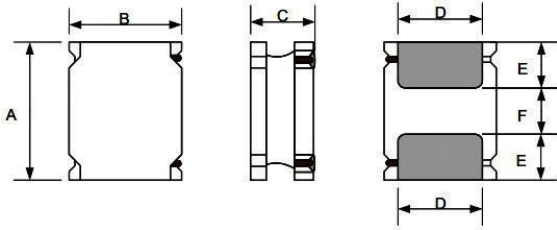
④ Tolerance: K for $\pm 10\%$; M for $\pm 20\%$; N for $\pm 20\%$

Page

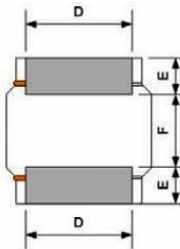
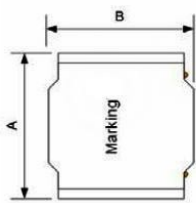
JLS252010	4
JLS252012	4
JLS3010	5
JLS3012	6
JLS3015	7
JLS4010	8
JLS4012	8
JLS4018	9
JLS4020	10
JLS4026	11
JLS4030	12
JLS5012	13
JLS5020	14
JLS5040	15
JLS6020	15
JLS6028	16
JLS6040	17
JLS6045	18
JLS8040	19

SHAPE AND DIMENSIONS

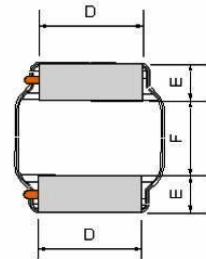
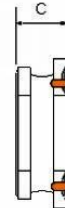
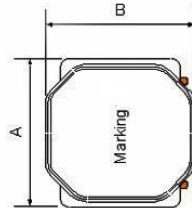
①



②



③



PartNo.	Number	A	B	C(Max)	D	E	F
JLS252010	①	2.5±0.1	2.0±0.1	1	1.5±0.2	0.80±0.2	0.80±0.2
JLS252012	①	2.5±0.1	2.0±0.1	1.2	1.5±0.2	0.80±0.2	0.80±0.2
JLS3010	②	3.0±0.2	3.0±0.2	1	2.5±0.2	0.75±0.2	1.5±0.2
JLS3012	②	3.0±0.2	3.0±0.2	1.2	2.5±0.2	0.75±0.2	1.5±0.2
JLS3015	②	3.0±0.2	3.0±0.2	1.5	2.5±0.2	0.75±0.2	1.5±0.2
JLS4010	③	4.0±0.2	4.0±0.2	1	3.3±0.2	0.95±0.2	2.1±0.2
JLS4012	②	4.0±0.2	4.0±0.2	1.2	3.3±0.2	0.95±0.2	2.1±0.2
JLS4018	②	4.0±0.2	4.0±0.2	1.8	3.3±0.2	0.95±0.2	2.1±0.2
JLS4020	②	4.0±0.2	4.0±0.2	2	3.3±0.2	0.95±0.2	2.1±0.2
JLS4026	③	4.0±0.2	4.0±0.2	2.6	3.3±0.2	0.95±0.2	2.1±0.2
JLS4030	②	4.0±0.2	4.0±0.2	3	3.3±0.2	0.95±0.2	2.1±0.2
JLS5012	③	5.0±0.2	5.0±0.2	1.2	4.0±0.2	1.25±0.2	2.5±0.2
JLS5020	③	5.0±0.2	5.0±0.2	2	4.0±0.2	1.25±0.2	2.5±0.2
JLS5040	③	5.0±0.2	5.0±0.2	4	4.0±0.2	1.25±0.2	2.5±0.2
JLS6020	②	6.0±0.3	6.0±0.3	2	4.9±0.3	1.55±0.3	2.9±0.3
JLS6028	②	6.0±0.3	6.0±0.3	2.8	4.9±0.3	1.55±0.3	2.9±0.3
JLS6040	②	6.0±0.3	6.0±0.3	4	4.9±0.3	1.55±0.3	2.9±0.3
JLS6045	②	6.0±0.3	6.0±0.3	4.5	4.9±0.3	1.55±0.3	2.9±0.3
JLS8040	②	8.0±0.3	8.0±0.3	4.2	6.3±0.3	2.00±0.3	4.0±0.3

Electrical Characteristics JLS252010 Series

PartNo.	Inductance @100kHz,1V (uH)	Inductance tolerance (%)	DC resistance (Ω)		S.R.F (MHz)	Saturation Current(A)		Based on temperature rise
			max.	typ.		Min	max.	typ.
JLS252010-R47M	0.47	±20%	0.056	0.047	202	2.5	3.35	2.35
JLS252010-R68M	0.68	±20%	0.074	0.062	138	2.2	2.75	2.00
JLS252010-1R0M	1	±20%	0.108	0.09	100	1.85	2.2	1.65
JLS252010-1R5M	1.5	±20%	0.182	0.152	79	1.8	2.1	1.30
JLS252010-2R2M	2.2	±20%	0.209	0.174	61	1.2	1.6	1.20
JLS252010-3R3M	3.3	±20%	0.328	0.273	48	1.05	1.3	0.90
JLS252010-4R7M	4.7	±20%	0.563	0.469	40	0.95	1.15	0.70
JLS252010-6R8M	6.8	±20%	0.896	0.747	32	0.78	0.92	0.59
JLS252010-100M	10	±20%	1.092	0.91	26	0.65	0.78	0.50

Special inquiries besides the above common used types can be meet

Electrical Characteristics JLS252012 Series

PartNo.	Inductance @100kHz,1V (uH)	Inductance tolerance (%)	DC resistance (Ω)		S.R.F (MHz)	Saturation Current(A)		Based on temperature rise
			max.	typ.		Min	max.	typ.
JLS252012-R47M	0.47	±20%	0.056	0.047	160	3.82	4.27	2.15
JLS252012-R68M	0.68	±20%	0.068	0.057	140	3.28	3.68	1.95
JLS252012-1R0M	1	±20%	0.083	0.069	110	2.59	2.9	1.93
JLS252012-1R2M	1.2	±20%	0.119	0.099	100	2.38	2.67	1.46
JLS252012-1R5M	1.5	±20%	0.136	0.113	97	2.24	2.51	1.40
JLS252012-2R2M	2.2	±20%	0.199	0.166	69	1.85	2.07	1.15
JLS252012-2R7M	2.7	±20%	0.221	0.184	63	1.72	1.92	1.09
JLS252012-3R3M	3.3	±20%	0.244	0.203	62	1.61	1.8	1.04
JLS252012-3R6M	3.6	±20%	0.322	0.268	53	1.46	1.64	0.90
JLS252012-4R3M	4.3	±20%	0.348	0.29	51	1.37	1.53	0.87
JLS252012-4R7M	4.7	±20%	0.348	0.29	47	1.12	1.25	0.84
JLS252012-5R1M	5.1	±20%	0.462	0.385	44	1.23	1.37	0.75
JLS252012-5R6M	5.6	±20%	0.497	0.414	38	1.11	1.25	0.73
JLS252012-6R2M	6.2	±20%	0.5	0.417	38	1.03	1.16	0.73

Special inquiries besides the above common used types can be meet

PartNo.	Inductance @100kHz,1V (uH)	Inductance tolerance (%)	DC resistance (Ω)		S.R.F (MHz)	Saturation Current(A)		Based on temperature rise
			max.	typ.	Min	max.	typ.	typ.
JLS252012-6R8M	6.8	±20%	0.536	0.447	38	0.98	1.09	0.69
JLS252012-7R5M	7.5	±20%	0.564	0.47	35	0.97	1.09	0.68
JLS252012-8R2M	8.2	±20%	0.607	0.506	36	0.98	1.1	0.65
JLS252012-9R1M	9.1	±20%	0.637	0.531	34	0.91	1.02	0.62
JLS252012-100M	10	±20%	0.637	0.531	34	0.79	0.88	0.62
JLS252012-120M	12	±20%	0.992	0.827	28	0.78	0.88	0.51
JLS252012-150M	15	±20%	1.469	1.224	25	0.68	0.77	0.42
JLS252012-220M	22	±20%	1.824	1.52	20	0.53	0.59	0.38

Special inquiries besides the above common used types can be meet

Electrical Characteristics JLS3010 Series

PartNo.	Inductance @100kHz,1V (uH)	Inductance tolerance (%)	DC resistance (Ω)	S.R.F Min (MHz)	Saturation Current(A)	Based on temperature rise typ.
JLS3010-1R0M	1	±20%	0.065	180	1.4	1.45
JLS3010-1R5M	1.5	±20%	0.08	120	1.27	1.30
JLS3010-2R2M	2.2	±20%	0.11	100	1.15	1.09
JLS3010-2R7M	2.7	±20%	0.13	90	1	1.02
JLS3010-3R3M	3.3	±20%	0.145	74	0.97	0.96
JLS3010-3R6M	3.6	±20%	0.165	67	0.95	0.90
JLS3010-4R7M	4.7	±20%	0.225	59	0.75	0.77
JLS3010-6R8M	6.8	±20%	0.305	42	0.55	0.66
JLS3010-100M	10	±20%	0.4	39	0.55	0.58
JLS3010-120M	12	±20%	0.505	36	0.43	0.52
JLS3010-150M	15	±20%	0.61	30	0.42	0.47
JLS3010-220M	22	±20%	0.93	28	0.35	0.38
JLS3010-270M	27	±20%	1.08	25	0.3	0.35
JLS3010-330M	33	±20%	1.55	18	0.29	0.30
JLS3010-390M	39	±20%	1.75	18	0.28	0.28
JLS3010-430M	43	±20%	1.8	18	0.23	0.27
JLS3010-470M	47	±20%	1.95	18	0.22	0.26

Special inquiries besides the above common used types can be meet

PartNo.	Inductance @100kHz,1V (uH)	Inductance tolerance (%)	DC resistance (Ω)	S.R.F Min (MHz)	Saturation Current(A)	Based on temperature rise typ.
JLS3010-510M	51	±20%	2.2	18	0.21	0.25
JLS3010-560M	56	±20%	2.32	16	0.21	0.24

Special inquiries besides the above common used types can be meet

Electrical Characteristics JLS3012 Series

PartNo.	Inductance @100kHz,1V (uH)	Inductance tolerance (%)	DC resistance (Ω)	S.R.F Min (MHz)	Saturation Current(A)	Based on temperature rise typ.
JLS3012-R82M	0.82	±20%	0.03	180	2.05	2.47
JLS3012-1R0M	1	±20%	0.04	120	1.87	2.20
JLS3012-1R2M	1.2	±20%	0.045	120	2.22	2.01
JLS3012-1R5M	1.5	±20%	0.045	110	1.62	2.01
JLS3012-1R8M	1.8	±20%	0.063	90	1.3	1.65
JLS3012-2R2M	2.2	±20%	0.075	84	1.2	1.55
JLS3012-2R4M	2.4	±20%	0.068	100	1.15	1.6
JLS3012-2R7M	2.7	±20%	0.085	65	1.14	1.48
JLS3012-3R3M	3.3	±20%	0.1	64	1.05	1.36
JLS3012-3R9M	3.9	±20%	0.145	61	1	1.24
JLS3012-4R7M	4.7	±20%	0.12	61	0.9	1.24
JLS3012-6R8M	6.8	±20%	0.19	61	0.75	0.98
JLS3012-100M	10	±20%	0.265	42	0.6	0.83
JLS3012-120M	12	±20%	0.345	32	0.48	0.73
JLS3012-150M	15	±20%	0.36	27	0.45	0.71
JLS3012-180M	18	±20%	0.545	25	0.43	0.58
JLS3012-220M	22	±20%	0.645	23	0.42	0.53
JLS3012-270M	27	±20%	0.87	21	0.35	0.47
JLS3012-330M	33	±20%	0.875	18	0.36	0.46
JLS3012-360M	36	±20%	0.95	18	0.34	0.44
JLS3012-390M	39	±20%	1.33	18	0.3	0.37
JLS3012-470M	47	±20%	1.45	14	0.27	0.35
JLS3012-680M	68	±20%	1.67	12	0.24	0.33

Special inquiries besides the above common used types can be meet

PartNo.	Inductance @100kHz,1V (uH)	Inductance tolerance (%)	DC resistance (Ω)	S.R.F Min (MHz)	Saturation Current(A)	Based on temperature rise typ.
JLS3012-820M	82	±20%	2.54	12	0.17	0.27
JLS3012-101M	100	±20%	2.86	12	0.21	0.25

Special inquiries besides the above common used types can be meet

Electrical Characteristics JLS3015 Series

PartNo.	Inductance @100kHz,1V (uH)	Inductance tolerance (%)	DC resistance (Ω)	S.R.F Min (MHz)	Saturation Current(A)	Based on temperature rise typ.
JLS3015-1R0M	1	±20%	0.03	150	2.32	2.35
JLS3015-1R2M	1.2	±20%	0.04	110	2.21	1.95
JLS3015-1R5M	1.5	±20%	0.05	100	2.3	1.70
JLS3015-1R8M	1.8	±20%	0.05	92	1.75	1.70
JLS3015-2R2M	2.2	±20%	0.06	86	1.6	1.60
JLS3015-2R7M	2.7	±20%	0.075	64	1.52	1.43
JLS3015-3R3M	3.3	±20%	0.08	68	1.32	1.36
JLS3015-3R6M	3.6	±20%	0.105	59	1.28	1.20
JLS3015-4R3M	4.3	±20%	0.115	53	1.2	1.14
JLS3015-4R7M	4.7	±20%	0.125	46	1.1	1.09
JLS3015-5R1M	5.1	±20%	0.133	49	1	1.05
JLS3015-6R2M	6.2	±20%	0.195	46	1	0.86
JLS3015-6R8M	6.8	±20%	0.2	39	0.85	0.85
JLS3015-100M	10	±20%	0.25	41	0.72	0.77
JLS3015-120M	12	±20%	0.32	32	0.7	0.68
JLS3015-150M	15	±20%	0.35	30	0.66	0.65
JLS3015-180M	18	±20%	0.43	23	0.56	0.59
JLS3015-220M	22	±20%	0.46	23	0.52	0.57
JLS3015-270M	27	±20%	0.73	22	0.48	0.45
JLS3015-330M	33	±20%	0.82	20	0.44	0.43
JLS3015-390M	39	±20%	0.995	14	0.41	0.39
JLS3015-430M	43	±20%	1.06	16	0.37	0.37

Special inquiries besides the above common used types can be meet

PartNo.	Inductance @100kHz,1V (uH)	Inductance tolerance (%)	DC resistance (Ω)	S.R.F Min (MHz)	Saturation Current(A)	Based on temperature rise typ.
JLS3015-470M	47	±20%	1.25	14	0.35	0.35
JLS3015-560M	56	±20%	1.28	13	0.33	0.34
JLS3015-620M	62	±20%	1.61	13	0.3	0.30
JLS3015-680M	68	±20%	2.7	11	0.28	0.23

Special inquiries besides the above common used types can be meet

Electrical Characteristics JLS4010 Series

PartNo.	Inductance @100kHz,1V (uH)	Inductance tolerance (%)	DC resistance (Ω)	S.R.F Min (MHz)	Saturation Current(A)	Based on temperature rise typ.
JLS4010-1R0M	1	±20%	0.056	116	2	1.90
JLS4010-1R5M	1.5	±20%	0.07	94	1.68	1.70
JLS4010-2R2M	2.2	±20%	0.085	73	1.2	1.50
JLS4010-3R3M	3.3	±20%	0.1	58	1.1	1.40
JLS4010-4R7M	4.7	±20%	0.14	47	0.95	1.20
JLS4010-6R8M	6.8	±20%	0.2	38	0.8	1.00
JLS4010-100M	10	±20%	0.3	31	0.62	0.75
JLS4010-150M	15	±20%	0.43	24	0.54	0.60
JLS4010-220M	22	±20%	0.57	19	0.45	0.50

Special inquiries besides the above common used types can be meet

Electrical Characteristics JLS4012 Series

PartNo.	Inductance @100kHz,1V (uH)	Inductance tolerance (%)	DC resistance (Ω)	S.R.F Min (MHz)	Saturation Current(A)	Based on temperature rise typ.
JLS4012-R82M	0.82	±20%	0.05	150	3.02	1.65
JLS4012-1R0M	1	±20%	0.05	120	2.61	1.65
JLS4012-1R5M	1.5	±20%	0.065	90	2.1	1.46
JLS4012-1R8M	1.8	±20%	0.08	88	2.12	1.32

Special inquiries besides the above common used types can be meet

PartNo.	Inductance @100kHz,1V (uH)	Inductance tolerance (%)	DC resistance (Ω)	S.R.F Min (MHz)	Saturation Current(A)	Based on temperature rise typ.
JLS4012-2R2M	2.2	±20%	0.08	74	1.76	1.32
JLS4012-2R7M	2.7	±20%	0.09	71	1.9	1.25
JLS4012-3R3M	3.3	±20%	0.11	60	1.72	1.12
JLS4012-3R6M	3.6	±20%	0.11	57	1.2	1.12
JLS4012-4R3M	4.3	±20%	0.14	54	1.58	1.00
JLS4012-4R7M	4.7	±20%	0.125	50	1.15	1.05
JLS4012-5R1M	5.1	±20%	0.155	50	1.55	0.95
JLS4012-5R6M	5.6	±20%	0.14	42	1	1.00
JLS4012-6R8M	6.8	±20%	0.198	40	0.85	0.84
JLS4012-100M	10	±20%	0.265	33	0.8	0.77
JLS4012-120M	12	±20%	0.29	32	0.66	0.70
JLS4012-150M	15	±20%	0.34	25	0.56	0.64
JLS4012-180M	18	±20%	0.47	23	0.55	0.55
JLS4012-220M	22	±20%	0.587	20	0.46	0.49
JLS4012-270M	27	±20%	0.72	18	0.5	0.45
JLS4012-330M	33	±20%	0.81	17	0.42	0.42
JLS4012-360M	36	±20%	0.9	14	0.4	0.40
JLS4012-390M	39	±20%	1.1	16	0.55	0.37
JLS4012-470M	47	±20%	1.1	12	0.35	0.37
JLS4012-560M	56	±20%	1.25	11	0.33	0.33
JLS4012-680M	68	±20%	1.95	11	0.38	0.27
JLS4012-820M	82	±20%	2.14	11	0.28	0.26
JLS4012-101M	100	±20%	2.21	9.4	0.25	0.25

Special inquiries besides the above common used types can be meet

Electrical Characteristics JLS4018 Series

PartNo.	Inductance @100kHz,1V (uH)	Inductance tolerance (%)	DC resistance (Ω)	S.R.F Min (MHz)	Saturation Current(A)	Based on temperature rise typ.
JLS4018-1R0M	1	±20%	0.025	80	4.8	2.00
JLS4018-1R5M	1.5	±20%	0.03	65	3.35	1.80

Special inquiries besides the above common used types can be meet

PartNo.	Inductance @100kHz,1V (uH)	Inductance tolerance (%)	DC resistance (Ω)	S.R.F Min (MHz)	Saturation Current(A)	Based on temperature rise typ.
JLS4018-2R2M	2.2	±20%	0.045	52	2.7	1.65
JLS4018-3R3M	3.3	±20%	0.07	44	2.45	1.23
JLS4018-4R7M	4.7	±20%	0.09	34	1.7	1.20
JLS4018-6R8M	6.8	±20%	0.11	29	1.45	1.06
JLS4018-100M	10	±20%	0.18	24	1.3	0.84
JLS4018-150M	15	±20%	0.25	19	0.94	0.65
JLS4018-220M	22	±20%	0.36	16	0.8	0.59
JLS4018-330M	33	±20%	0.53	12	0.56	0.49
JLS4018-470M	47	±20%	0.65	10	0.57	0.42
JLS4018-680M	68	±20%	1	8.3	0.47	0.32
JLS4018-101M	100	±20%	1.75	6.5	0.4	0.25
JLS4018-151M	150	±20%	2.5	5.5	0.31	0.22
JLS4018-221M	220	±20%	4	4	0.27	0.17

Special inquiries besides the above common used types can be meet

Electrical Characteristics JLS4020 Series

PartNo.	Inductance @100kHz,1V (uH)	Inductance tolerance (%)	DC resistance (Ω)	S.R.F Min (MHz)	Saturation Current(A)	Based on temperature rise typ.
JLS4020-1R0M	1	±20%	0.029	75	4.78	2.15
JLS4020-1R2M	1.2	±20%	0.029	72	5.1	2.15
JLS4020-1R5M	1.5	±20%	0.035	71	4.45	1.98
JLS4020-2R2M	2.2	±20%	0.04	49	3.4	1.85
JLS4020-3R3M	3.3	±20%	0.07	44	3.2	1.40
JLS4020-3R6M	3.6	±20%	0.055	49	2.8	1.54
JLS4020-4R7M	4.7	±20%	0.075	42	2.35	1.34
JLS4020-5R1M	5.1	±20%	0.085	42	2.3	1.27
JLS4020-5R6M	5.6	±20%	0.09	30	2.2	1.22
JLS4020-6R2M	6.2	±20%	0.115	36	2.15	1.08
JLS4020-6R8M	6.8	±20%	0.125	33	2.2	1.04
JLS4020-7R5M	7.5	±20%	0.115	30	1.85	1.08

Special inquiries besides the above common used types can be meet

PartNo.	Inductance @100kHz,1V (uH)	Inductance tolerance (%)	DC resistance (Ω)	S.R.F Min (MHz)	Saturation Current(A)	Based on temperature rise typ.
JLS4020-8R2M	8.2	±20%	0.125	27	1.75	1.04
JLS4020-100M	10	±20%	0.165	26	1.6	0.90
JLS4020-120M	12	±20%	0.175	26	1.5	0.88
JLS4020-150M	15	±20%	0.23	24	1.35	0.77
JLS4020-220M	22	±20%	0.35	15	1.05	0.62
JLS4020-270M	27	±20%	0.545	14	1.02	0.50
JLS4020-330M	33	±20%	0.55	11	0.85	0.49
JLS4020-390M	39	±20%	0.65	11	0.82	0.46
JLS4020-430M	43	±20%	0.66	10	0.77	0.45
JLS4020-470M	47	±20%	0.71	10	0.74	0.44
JLS4020-510M	51	±20%	0.75	10	0.7	0.42
JLS4020-560M	56	±20%	0.8	10	0.66	0.41
JLS4020-620M	62	±20%	0.9	9.6	0.65	0.39
JLS4020-680M	68	±20%	1.06	7.7	0.61	0.36
JLS4020-750M	75	±20%	1.16	7.7	0.7	0.35
JLS4020-820M	82	±20%	1.17	7.2	0.5	0.34
JLS4020-101M	100	±20%	1.55	6.3	0.48	0.31

Special inquiries besides the above common used types can be meet

Electrical Characteristics JLS4026 Series

PartNo.	Inductance @100kHz,1V (uH)	Inductance tolerance (%)	DC resistance (Ω)	S.R.F Min (MHz)	Saturation Current(A)	Based on temperature rise typ.
JLS4026-1R2M	1.2	±20%	0.03	120	3.1	2.30
JLS4026-1R5M	1.5	±20%	0.03	100	2.4	2.30
JLS4026-2R2M	2.2	±20%	0.04	96	2.1	2.00
JLS4026-3R3M	3.3	±20%	0.05	58	1.8	1.70
JLS4026-4R7M	4.7	±20%	0.055	46	1.45	1.60
JLS4026-6R8M	6.8	±20%	0.065	33	1.3	1.50
JLS4026-100M	10	±20%	0.085	26	1	1.30

Special inquiries besides the above common used types can be meet

PartNo.	Inductance @100kHz,1V (uH)	Inductance tolerance (%)	DC resistance (Ω)	S.R.F Min (MHz)	Saturation Current(A)	Based on temperature rise typ.
JLS4026-150M	15	±20%	0.11	19	0.9	1.10
JLS4026-220M	22	±20%	0.165	13	0.6	0.90
JLS4026-330M	33	±20%	0.27	9	0.55	0.70
JLS4026-470M	47	±20%	0.3	6	0.4	0.65

Special inquiries besides the above common used types can be meet

Electrical Characteristics JLS4030 Series

PartNo.	Inductance @100kHz,1V (uH)	Inductance tolerance (%)	DC resistance (Ω)	S.R.F Min (MHz)	Saturation Current(A)	Based on temperature rise typ.
JLS4030-R91M	0.91	±20%	0.013	100	6.25	4.00
JLS4030-1R2M	1.2	±20%	0.015	80	5.8	3.82
JLS4030-1R5M	1.5	±20%	0.02	62	4.84	3.34
JLS4030-1R8M	1.8	±20%	0.028	60	4.8	3.00
JLS4030-2R2M	2.2	±20%	0.03	52	4.4	2.95
JLS4030-3R3M	3.3	±20%	0.04	38	3.3	2.40
JLS4030-4R3M	4.3	±20%	0.055	37	2.95	2.10
JLS4030-4R7M	4.7	±20%	0.06	31	2.9	2.00
JLS4030-5R6M	5.6	±20%	0.065	30	2.6	1.95
JLS4030-6R8M	6.8	±20%	0.09	24	2.75	1.60
JLS4030-7R5M	7.5	±20%	0.085	26	2.2	1.65
JLS4030-8R2M	8.2	±20%	0.09	26	2.1	1.60
JLS4030-100M	10	±20%	0.1	21	1.95	1.50
JLS4030-120M	12	±20%	0.135	18	1.7	1.30
JLS4030-150M	15	±20%	0.19	16	1.65	1.11
JLS4030-180M	18	±20%	0.2	10	1.4	1.10
JLS4030-220M	22	±20%	0.225	10	1.3	1.00
JLS4030-330M	33	±20%	0.33	10	1.1	0.84
JLS4030-360M	36	±20%	0.335	9.8	1.05	0.83
JLS4030-390M	39	±20%	0.435	10	1.03	0.73
JLS4030-470M	47	±20%	0.445	8.4	0.95	0.72

Special inquiries besides the above common used types can be meet

PartNo.	Inductance @100kHz,1V (uH)	Inductance tolerance (%)	DC resistance (Ω)	S.R.F Min (MHz)	Saturation Current(A)	Based on temperature rise typ.
JLS4030-510M	51	±20%	0.47	8.4	0.9	0.70
JLS4030-560M	56	±20%	0.555	8.4	0.85	0.65
JLS4030-620M	62	±20%	0.585	7	0.8	0.63
JLS4030-680M	68	±20%	0.868	7	0.72	0.52
JLS4030-750M	75	±20%	1.02	6.3	0.7	0.48
JLS4030-820M	82	±20%	1.06	5.6	0.66	0.47
JLS4030-910M	91	±20%	1.1	5.6	0.65	0.46
JLS4030-101M	100	±20%	1.15	5.6	0.6	0.45
JLS4030-121M	120	±20%	1.35	5.4	0.55	0.42

Special inquiries besides the above common used types can be meet

Electrical Characteristics JLS5012 Series

PartNo.	Inductance @100kHz,1V (uH)	Inductance tolerance (%)	DC resistance (Ω)	S.R.F Min (MHz)	Saturation Current(A)	Based on temperature rise typ.
JLS5012-1R0M	1	±20%	0.057	103	4.4	2.40
JLS5012-1R5M	1.5	±20%	0.072	69	3.7	2.25
JLS5012-2R2M	2.2	±20%	0.09	51	3.1	2.00
JLS5012-3R3M	3.3	±20%	0.126	35	2.45	1.70
JLS5012-4R7M	4.7	±20%	0.164	32	2.2	1.50
JLS5012-6R8M	6.8	±20%	0.245	24	1.75	1.25
JLS5012-100M	10	±20%	0.344	20	1.4	1.05
JLS5012-150M	15	±20%	0.436	13	1.25	0.92

Special inquiries besides the above common used types can be meet

Electrical Characteristics JLS5020 Series

PartNo.	Inductance @100kHz,1V (uH)	Inductance tolerance (%)	DC resistance (Ω)	S.R.F Min (MHz)	Saturation Current(A)	Based on temperature rise typ.
JLS5020-R47M	0.47	±20%	0.013	160	6.15	4.60
JLS5020-R75M	0.75	±20%	0.017	117	5.5	4.00
JLS5020-1R0M	1	±20%	0.02	114	4.1	3.80
JLS5020-1R2M	1.2	±20%	0.022	83	4.5	3.55
JLS5020-1R5M	1.5	±20%	0.026	68	4.1	3.20
JLS5020-2R2M	2.2	±20%	0.032	57	3.2	2.90
JLS5020-2R7M	2.7	±20%	0.038	52	2.9	2.70
JLS5020-3R0M	3	±20%	0.038	49	2.55	2.70
JLS5020-3R3M	3.3	±20%	0.043	46	2.55	2.50
JLS5020-3R6M	3.6	±20%	0.043	43	2.8	2.50
JLS5020-3R9M	3.9	±20%	0.043	40	2.3	2.50
JLS5020-4R3M	4.3	±20%	0.057	37	2.5	2.20
JLS5020-4R7M	4.7	±20%	0.057	37	2.5	2.20
JLS5020-5R1M	5.1	±20%	0.064	32	2.25	2.05
JLS5020-5R6M	5.6	±20%	0.064	32	2.3	2.05
JLS5020-6R8M	6.8	±20%	0.083	30	2.05	1.80
JLS5020-7R5M	7.5	±20%	0.09	26	1.85	1.75
JLS5020-8R2M	8.2	±20%	0.098	26	1.85	1.65
JLS5020-9R1M	9.1	±20%	0.11	24	1.7	1.55
JLS5020-100M	10	±20%	0.11	24	1.7	1.55
JLS5020-120M	12	±20%	0.14	22	1.5	1.40
JLS5020-150M	15	±20%	0.165	20	1.35	1.25
JLS5020-180M	18	±20%	0.2	16	1.25	1.15
JLS5020-220M	22	±20%	0.226	14	1.15	1.10

Special inquiries besides the above common used types can be meet

Electrical Characteristics JLS5040 Series

PartNo.	Inductance @100kHz,1V (uH)	Inductance tolerance (%)	DC resistance (Ω)	S.R.F Min (MHz)	Saturation Current(A)	Based on temperature rise typ.
JLS5040-1R0M	1	±20%	0.012	117	7.35	4.90
JLS5040-1R5M	1.5	±20%	0.015	86	6.3	4.30
JLS5040-2R2M	2.2	±20%	0.019	50	4.9	3.80
JLS5040-2R7M	2.7	±20%	0.022	37	4.3	3.60
JLS5040-3R3M	3.3	±20%	0.024	32	3.95	3.40
JLS5040-3R9M	3.9	±20%	0.027	29	3.55	3.20
JLS5040-4R7M	4.7	±20%	0.03	28	3.5	3.00
JLS5040-6R8M	6.8	±20%	0.043	21	2.9	2.50
JLS5040-100M	10	±20%	0.064	18	2.35	2.10
JLS5040-150M	15	±20%	0.086	13	2	2.00
JLS5040-220M	22	±20%	0.129	11	1.6	1.50
JLS5040-330M	33	±20%	0.188	9.1	1.3	1.20
JLS5040-470M	47	±20%	0.272	6.7	1.1	1.00
JLS5040-680M	68	±20%	0.4	5.7	0.9	0.80
JLS5040-101M	100	±20%	0.56	4.7	0.75	0.70

Special inquiries besides the above common used types can be meet

Electrical Characteristics JLS6020 Series

PartNo.	Inductance @100kHz,1V (uH)	Inductance tolerance (%)	DC resistance (Ω)	S.R.F Min (MHz)	Saturation Current(A)	Based on temperature rise typ.
JLS6020-R50M	0.5	±20%	0.014	120	4.5	3.30
JLS6020-R68M	0.68	±20%	0.017	115	6.55	3.80
JLS6020-R82M	0.82	±20%	0.017	110	5.3	3.80
JLS6020-1R0M	1	±20%	0.02	100	4.15	3.50
JLS6020-1R2M	1.2	±20%	0.022	88	5.9	3.20
JLS6020-1R5M	1.5	±20%	0.022	79	4.25	3.20
JLS6020-1R8M	1.8	±20%	0.028	68	4.85	2.75
JLS6020-2R0M	2	±20%	0.035	65	4.1	2.60

Special inquiries besides the above common used types can be meet

PartNo.	Inductance @100kHz,1V (uH)	Inductance tolerance (%)	DC resistance (Ω)	S.R.F Min (MHz)	Saturation Current(A)	Based on temperature rise typ.
JLS6020-2R2M	2.2	±20%	0.028	61	3.75	2.75
JLS6020-2R7M	2.7	±20%	0.035	56	3.9	2.60
JLS6020-3R3M	3.3	±20%	0.035	51	3.15	2.60
JLS6020-3R9M	3.9	±20%	0.049	45	3.25	2.10
JLS6020-4R3M	4.3	±20%	0.049	44	2.7	2.10
JLS6020-4R7M	4.7	±20%	0.058	41	3	2.00
JLS6020-5R6M	5.6	±20%	0.058	36	2.4	1.90
JLS6020-6R2M	6.2	±20%	0.079	31	2.3	1.80
JLS6020-6R8M	6.8	±20%	0.079	31	2.2	1.80
JLS6020-8R2M	8.2	±20%	0.105	27	2.1	1.40
JLS6020-100M	10	±20%	0.105	27	1.75	1.40
JLS6020-120M	12	±20%	0.12	25	1.45	1.30
JLS6020-150M	15	±20%	0.145	21	1.2	1.20
JLS6020-180M	18	±20%	0.18	18	1.2	1.08
JLS6020-220M	22	±20%	0.204	16	1.05	1.00

Special inquiries besides the above common used types can be meet

Electrical Characteristics JLS6028 Series

PartNo.	Inductance @100kHz,1V (uH)	Inductance tolerance (%)	DC resistance (Ω)	S.R.F Min (MHz)	Saturation Current(A)	Based on temperature rise typ.
JLS6028-1R0M	1	±20%	0.01	70	5.75	5.2
JLS6028-1R5M	1.5	±20%	0.013	65	6	4.58
JLS6028-2R2M	2.2	±20%	0.02	48	5.1	3.75
JLS6028-2R7M	2.7	±20%	0.02	48	3.8	3.75
JLS6028-3R3M	3.3	±20%	0.025	41	4.15	3.48
JLS6028-4R7M	4.7	±20%	0.03	35	3	3.08
JLS6028-5R1M	5.1	±20%	0.043	32	3.2	2.60
JLS6028-6R2M	6.2	±20%	0.047	30	3.05	2.40
JLS6028-6R8M	6.8	±20%	0.047	27	2.6	2.40

Special inquiries besides the above common used types can be meet

PartNo.	Inductance @100kHz,1V (uH)	Inductance tolerance (%)	DC resistance (Ω)	S.R.F Min (MHz)	Saturation Current(A)	Based on temperature rise typ.
JLS6028-8R2M	8.2	±20%	0.055	24	2.3	2.25
JLS6028-9R1M	9.1	±20%	0.074	24	2.55	2.15
JLS6028-100M	10	±20%	0.072	23	2.04	1.95
JLS6028-120M	12	±20%	0.08	18	1.8	1.85
JLS6028-150M	15	±20%	0.125	18	1.75	1.45
JLS6028-180M	18	±20%	0.12	15	1.52	1.45
JLS6028-220M	22	±20%	0.14	14	1.45	1.40
JLS6028-270M	27	±20%	0.155	13	1.5	1.32
JLS6028-330M	33	±20%	0.185	12	1.35	1.22
JLS6028-360M	36	±20%	0.215	11	1.25	1.13
JLS6028-390M	39	±20%	0.225	11	1.25	1.10
JLS6028-470M	47	±20%	0.315	9.5	1.15	1.06
JLS6028-680M	68	±20%	0.36	7.7	0.8	0.86
JLS6028-750M	75	±20%	0.41	7.7	0.9	0.81
JLS6028-820M	82	±20%	0.5	7.7	0.8	0.70
JLS6028-101M	100	±20%	0.5	7.1	0.65	0.70

Special inquiries besides the above common used types can be meet

Electrical Characteristics JLS6040 Series

PartNo.	Inductance @100kHz,1V (uH)	Inductance tolerance (%)	DC resistance (Ω)	S.R.F Min (MHz)	Saturation Current(A)	Based on temperature rise typ.
JLS6040-330K	33	±10%	0.137	7.8	1.65	1.45

Special inquiries besides the above common used types can be meet

Electrical Characteristics JLS6045 Series

PartNo.	Inductance @100kHz,1V (uH)	Inductance tolerance (%)	DC resistance (Ω)	S.R.F Min (MHz)	Saturation Current(A)	Based on temperature rise typ.
JLS6045-R82M	0.82	±20%	0.008	140	10.4	5.90
JLS6045-1R0M	1	±20%	0.011	100	9.85	5.14
JLS6045-1R2M	1.2	±20%	0.01	100	8.35	5.40
JLS6045-1R5M	1.5	±20%	0.012	65	8.8	4.95
JLS6045-1R8M	1.8	±20%	0.012	74	7.6	4.95
JLS6045-2R2M	2.2	±20%	0.014	52	6.75	4.60
JLS6045-2R3M	2.3	±20%	0.021	60	6	3.50
JLS6045-2R7M	2.7	±20%	0.015	38	5.75	4.30
JLS6045-3R0M	3	±20%	0.02	35	5.6	3.80
JLS6045-3R3M	3.3	±20%	0.021	32	5.9	3.70
JLS6045-3R6M	3.6	±20%	0.021	28	5.25	3.70
JLS6045-4R3M	4.3	±20%	0.023	23	4.45	3.50
JLS6045-4R7M	4.7	±20%	0.026	24	4.97	3.30
JLS6045-5R1M	5.1	±20%	0.026	23	4.4	3.30
JLS6045-5R6M	5.6	±20%	0.029	23	4.15	3.15
JLS6045-6R2M	6.2	±20%	0.031	26	4.43	3.00
JLS6045-6R8M	6.8	±20%	0.031	20	3.9	3.00
JLS6045-7R5M	7.5	±20%	0.034	18	3.5	2.90
JLS6045-8R2M	8.2	±20%	0.043	21	3.9	2.60
JLS6045-9R1M	9.1	±20%	0.043	17	3.35	2.60
JLS6045-100M	10	±20%	0.048	15	3.2	2.45
JLS6045-120M	12	±20%	0.058	13	2.8	2.20
JLS6045-150M	15	±20%	0.068	12	2.5	2.05
JLS6045-180M	18	±20%	0.081	10	2.2	1.85
JLS6045-220M	22	±20%	0.089	10	2.05	1.80
JLS6045-270M	27	±20%	0.102	9.2	1.9	1.65
JLS6045-300M	30	±20%	0.132	7.8	1.7	1.50
JLS6045-330M	33	±20%	0.137	7.8	1.65	1.45
JLS6045-360M	36	±20%	0.173	7.8	1.62	1.40
JLS6045-390M	39	±20%	0.18	7.8	1.5	1.25
JLS6045-430M	43	±20%	0.2	7.7	1.63	1.20

Special inquiries besides the above common used types can be meet

PartNo.	Inductance @100kHz,1V (uH)	Inductance tolerance (%)	DC resistance (Ω)	S.R.F Min (MHz)	Saturation Current(A)	Based on temperature rise typ.
JLS6045-470M	47	±20%	0.2	6.4	1.4	1.20
JLS6045-510M	51	±20%	0.207	6.4	1.35	1.15
JLS6045-560M	56	±20%	0.221	6.4	1.3	1.10
JLS6045-620M	62	±20%	0.235	6.4	1.25	1.10
JLS6045-680M	68	±20%	0.289	6.4	1.2	1.00
JLS6045-750M	75	±20%	0.305	5	1.15	0.95
JLS6045-820M	82	±20%	0.341	4.9	1.05	0.90
JLS6045-910M	91	±20%	0.359	4.9	1	0.85
JLS6045-101M	100	±20%	0.433	4.2	0.95	0.80
JLS6045-121M	120	±20%	0.484	4.2	0.85	0.77
JLS6045-151M	150	±20%	0.58	4.2	0.8	0.70
JLS6045-221M	220	±20%	0.834	3.5	0.7	0.59
JLS6045-331M	330	±20%	1.27	2.8	0.57	0.57

Special inquiries besides the above common used types can be meet

Electrical Characteristics JLS8040 Series

PartNo.	Inductance @100kHz,1V (uH)	Inductance tolerance (%)	DC resistance (Ω)	S.R.F Min (MHz)	Saturation Current(A)	Based on temperature rise typ.
JLS8040-R82M	0.82	±20%	0.008	94	13.8	6.30
JLS8040-1R0M	1	±20%	0.008	89	9.85	6.30
JLS8040-1R5M	1.5	±20%	0.01	67	8.15	5.65
JLS8040-2R0M	2	±20%	0.012	43	9.25	5.15
JLS8040-2R2M	2.2	±20%	0.012	41	7.1	5.15
JLS8040-3R0M	3	±20%	0.014	32	6.1	4.70
JLS8040-3R3M	3.3	±20%	0.017	27	6.5	4.40
JLS8040-3R6M	3.6	±20%	0.017	30	7.52	4.35
JLS8040-3R9M	3.9	±20%	0.017	26	5.75	4.35
JLS8040-4R7M	4.7	±20%	0.019	24	5.9	4.10
JLS8040-5R1M	5.1	±20%	0.019	22	4.7	4.05
JLS8040-5R6M	5.6	±20%	0.021	24	6	3.85

Special inquiries besides the above common used types can be meet

PartNo.	Inductance @100kHz,1V (uH)	Inductance tolerance (%)	DC resistance (Ω)	S.R.F Min (MHz)	Saturation Current(A)	Based on temperature rise typ.
JLS8040-6R2M	6.2	±20%	0.021	20	4.45	3.85
JLS8040-6R8M	6.8	±20%	0.024	20	4.55	3.60
JLS8040-8R2M	8.2	±20%	0.026	17	4.2	3.45
JLS8040-100M	10	±20%	0.029	15	3.6	3.30
JLS8040-150M	15	±20%	0.047	12	2.95	2.60
JLS8040-180M	18	±20%	0.053	11	2.7	2.40
JLS8040-220M	22	±20%	0.069	9.5	2.4	2.10
JLS8040-270M	27	±20%	0.078	9.2	2.15	2.00
JLS8040-330M	33	±20%	0.097	7.8	2.05	1.80
JLS8040-360M	36	±20%	0.102	7.8	2	1.75
JLS8040-390M	39	±20%	0.107	7.8	1.95	1.70
JLS8040-430M	43	±20%	0.113	7.8	1.9	1.65
JLS8040-470M	47	±20%	0.136	6.4	1.75	1.55
JLS8040-510M	51	±20%	0.142	6.4	1.7	1.50
JLS8040-560M	56	±20%	0.148	6.4	1.55	1.55
JLS8040-620M	62	±20%	0.182	6.4	1.5	1.50
JLS8040-680M	68	±20%	0.196	4.9	1.45	1.45
JLS8040-750M	75	±20%	0.211	4.9	1.35	1.35
JLS8040-820M	82	±20%	0.225	5.9	1.3	1.30
JLS8040-910M	91	±20%	0.272	4.9	1.2	1.20
JLS8040-101M	100	±20%	0.29	4.2	1.15	1.15
JLS8040-121M	120	±20%	0.334	3.5	1.05	1.05
JLS8040-151M	150	±20%	0.41	3.5	1.1	1.10
JLS8040-221M	220	±20%	0.599	3.5	0.85	0.85
JLS8040-331M	330	±20%	0.889	2.8	0.68	0.68

Special inquiries besides the above common used types can be meet