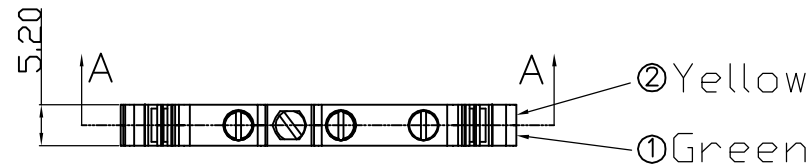
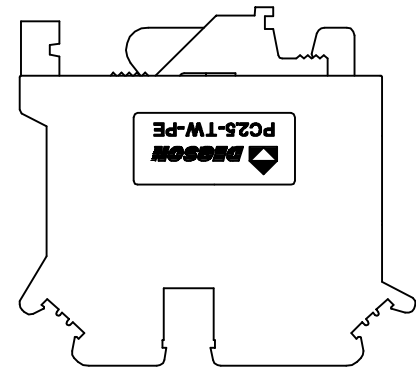


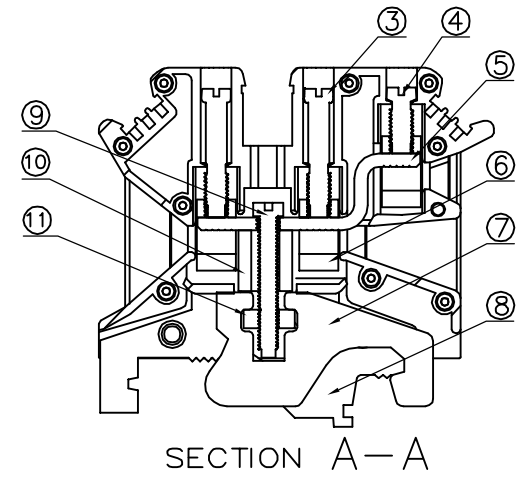
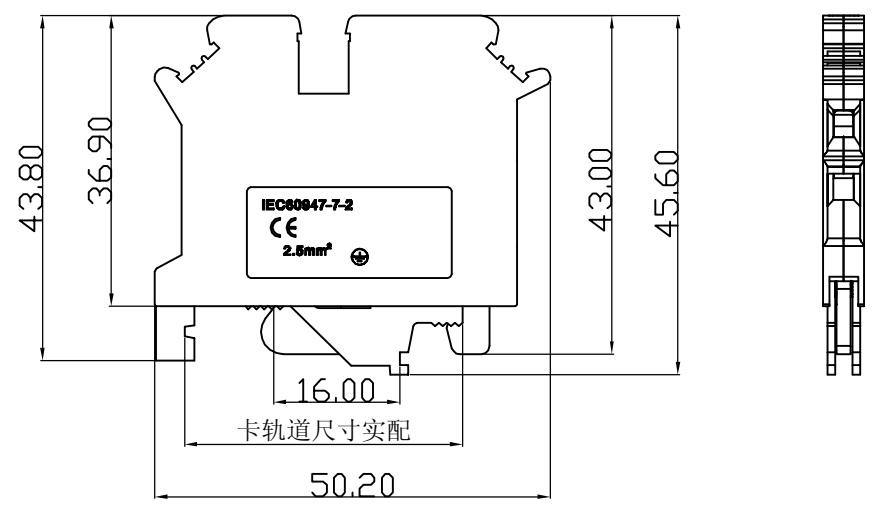
REVISION RECORD				
REV	ECD	DESCRIPTION	DRFT	DATE

Notes:

1. Thickness/Width: 5.2/50.20mm
2. Wire Range: 24-14AWG
3. Max. Torque Value: M3, 5.1kgf.cm
4. Strip length: 7-8mm
5. Operating temperatures: -40° C ~ +105° C
6. Undimensioned Tolerances:



Pitch range in mm		Nominal dimension range in mm					—
to 6	over 6 to 10	over 10 to 24	to 30	over 30 to 60	over 60 to 100	over 100 to 150	∩ ∇
±0.10	±0.15	±0.25	±0.2	±0.3	±0.5	±0.7 ± 1.0	0.05/10



11	PC2.5-PE Abnormity nut	S000003070(H)	1	Brass	Ni Plated
10	PC2.5-TW-PE Bar copper	X000003430(H)	1	Brass	Ni Plated
9	PC2.5-TW-PE M2.5 Adjusting bolt	S000004120(H)	1	Brass	Ni Plated
8	PC2.5-PE Securing fitting	X000002100(H)	1	Brass	Ni Plated
7	PC2.5-PE Slip component	X000002090(H)	1	Iron	Cr ³ +Zn
6	PC2.5-Brass cage	X000000880(H)	3	Brass	Ni Plated
5	PC2.5-TW-PE Current carrier	6174B00010(H)	1	Copper	SnCe Plated
4	PC2.5B M3"-Screw	S000001100(H)	1	Brass	Ni Plated

ITEM	NAME OF PART	NO. OF PART	Q'TY	MATERIAL	NOTES
3	PCDK2.5 M3"-Screw	S000002580(H)	2	Brass	Ni Plated
2	PC2.5-TW-PE-01P-18-00A	6174A0801A(H)	1	PA66	UL94V-0
1	PC2.5-TW-PE-01P-14-00A	6174A0401A(H)	1	PA66	UL94V-0

DETACHED LISTS	MM (INCH)	DFTD ZYH	DATE 02/18/08*	宁波高正电子有限公司 DEGSON ELECTRONICS CO., LTD	
	TOLERANCES EXCEPT AS NOTED	CHKD	DATE		
		MFD	DATE		
		APPVL	DATE		
	MM			NAME	
	.0 ±	±		PC2.5-TW-PE-01P-1Y-00A(H)	
	.00 ±	±		DRAWING NO. PC2.5-TW-PE-E01	SIZE A4
	.000 ±	±		/PART NO.	REV TO 02/18/08*
	ANGLES ± 1°	G.E		DO NOT SCALE DRAWING	SHEET 1 OF 1
	THIRD ANGLE PROJECTION	FINISH:			
		SCALE: 1:1			